

# So what are the risks?

Identity theft

Online Influences

**Grooming**  
**Stranger Danger**

**Trolling**

**Inappropriate  
Websites**

Blackmail

**Sexting**

**Reputation**

**Cyberbullying**

**Personal  
information**

**Future prospects**

Financial theft

Location



## Do you know?

**Does the child / young person play online games?**

**Are they playing in their room?**

**Who are they playing online with?**

**What is the age rating for the game?**

# Games – staying safe

- **PEGI rating**
- **Know what games your child is playing**
- **Location: can you see what they are doing?**
- **Talk about their online ‘friends’**
- **Don’t share personal information**
- **Not before bed**
- **What does the online avatar and/or screen name say about your child?**

# What should I look for?

Some social gaming sites are aimed at children.

If your child wants to use any social site, check for...

...**terms / privacy policy / age restrictions**

...information for parents?

...parental controls?

...privacy settings?

...location features?

...**webcam features?**

...report button?

...hidden costs?

# Online Grooming

## What to do?

### **Talk to the child / young person**

**..about how easy it is to lie online**

**..about their online friends**

**..about never meeting an online friend**

**..about how to report inappropriate contact**

**..about how you are there to support them**

**Report inappropriate contact to CEOP**



**REPORT  
ABUSE**



# **Inappropriate Websites**

## **What to do?**

**It may be difficult, but talk to your child**

**...what might they stumble across?**

**...they should talk to you if something upsets them**

**...tell them that you are there to support them**

**Use Parental Controls but these alone are  
not a substitute for educating children**

# Home Wi-Fi Access Control

## Access Control

If you've got kids, this is a nice addition.

Worried about your little ones surfing when they should be sleeping? This new feature offers greater control of Internet access. You can specify one or more connected computers or devices, and set a "No Internet" blocked time range. Configurable via the web browser interface. Here's a screenshot:

Enable Access Control  Yes  No

**Device** **Internet blocked between**

Pete-iPhone 21:00 and 07:00 Add

No Access Control currently selected

[www.bt.com/staysafe](http://www.bt.com/staysafe)  
[www.sky.com/security](http://www.sky.com/security)  
Search 'Virgin Media Parental Controls'  
[www.talktalk.co.uk/security](http://www.talktalk.co.uk/security)

A - Z OF CONTENT

DIGITAL +

SEX AND RELATIONSHIPS +

HEALTH AND WELLBEING +

FAMILY LIFE +

EDUCATION AND THE FUTURE +

TOP TIPS

SPECIAL NEEDS

PRIMARY

## Apps and social media

Displaying 1 - 10 of 10 articles

Digital > Apps and social media >

### Ask.fm – what you need to know



Ask.fm is anonymous and has been known to lead to cyberbullying and taunts. This guide to Ask.fm in a series of FAQs for parents.

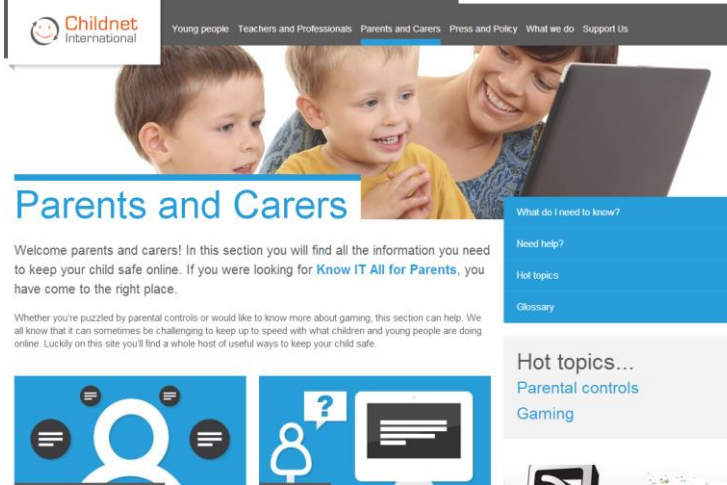
### Snapchat FAQs



What do you need to know about Snapchat?



# Childnet



Childnet International

Young people Teachers and Professionals Parents and Carers Press and Policy What we do Support Us

## Parents and Carers

Welcome parents and carers! In this section you will find all the information you need to keep your child safe online. If you were looking for **Know IT All for Parents**, you have come to the right place.

Whether you're puzzled by parental controls or would like to know more about gaming, this section can help. We all know that it can sometimes be challenging to keep up to speed with what children and young people are doing online. Luckily on this site you'll find a whole host of useful ways to keep your child safe.

What do I need to know?  
Need help?  
Hot topics  
Glossary

Hot topics...  
Parental controls  
Gaming

# Safer Internet



UK Safer Internet Centre


Home About Advice and resources Research Need help? Safer Internet Day Positive Content Com

## Parents' Guide to Technology

In the parents' sessions we run in schools, we get a lot of questions about particular devices that children are using or asking for. This guide has been created to answer these questions and introduce some of the most popular devices, highlighting the safety tools available and empowering parents with the knowledge they need to support their children to use these technologies safely and responsibly.

- Young people
- Parents and carers
- Parental controls
- Parents' Guide to Technology
- Smartphones
- Gaming devices
- Internet-enabled devices
- Advice and resources

# Internet Matters



internet matters.org

AGE GUIDES ISSUES TECHNOLOGIES ARTICLES Search

## Keeping your children safe online matters

Where do I start?

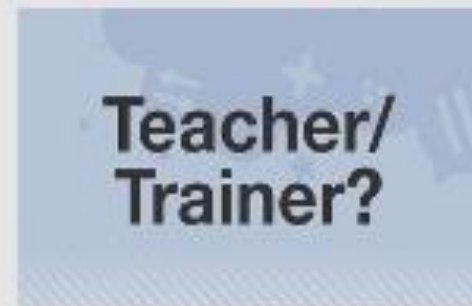
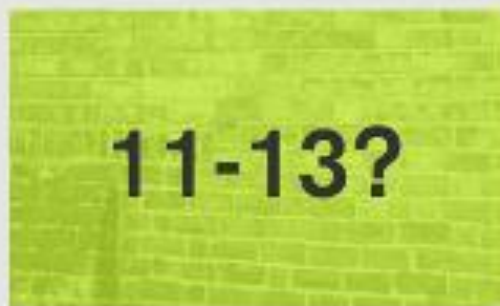
Depending on the age of your children here are some simple things you could do today. You'll find more



# Welcome to CEOP's Thinkuknow

Come in to find the latest information on the sites you like to visit, mobiles and new technology. Find out what's good, what's not and what you can do about it. If you look after young people there's an area for you too – with resources you can use in the classroom or at home. Most importantly, there's also a place which anyone can use to [report](#) if they feel uncomfortable or worried about someone they are chatting to online. All the information here is brought to you by the team at the [NCA's CEOP Command](#). We hope you like it!

Are you...



Ever posted something you regret? Find out how to get help when things go too far. You choose what happens in this interactive film!

[Watch First to a Million now!](#)



**REPORT ABUSE**



[Advice...](#) [Help...](#) [Report...](#)

# Setting up Family Safety

---

Keeping your kids safer online can be complicated, but Family Safety helps make it easier for you. Family Safety provides a [website](#) and a free [program](#) for the PCs your kids use, so you can give them some independence but still keep tabs on their activities. Family Safety can also help keep your kids off websites you don't want them looking at, and only let them talk to the people who you're OK with them talking to.

## How Family Safety works

Just like on a sports team, the different players in Family Safety and Windows make up a team that works together. The players are:

- **The Family Safety Filter.** Software you install and set up on each computer your kids use. It monitors your kids using safety settings that you set.
- **The Family Safety website.** Where you choose and manage all the settings for each family member and view their activity reports. You can create the website once and then they'll apply to every computer that you've installed the Family Safety Filter on.
- **Windows Parental Controls.** Turned on in Windows when you use Family Safety. You can use Windows Parental Controls to set up more safety settings on your kids' computers. For more info on how to set up Windows Parental Controls, see [Set up Parental Controls](#).

# Advice for your Children

Tell a trusted adult if you are ever worried, frightened or scared

## A checklist for you

- Talk to them – particularly about the butterfly feeling
- Set rules and agree boundaries
- Tell them *'we won't take your IT away'*
- Set filters with your Internet Service Provider (ISP) or on your router  
[www.internetmatters.org](http://www.internetmatters.org)