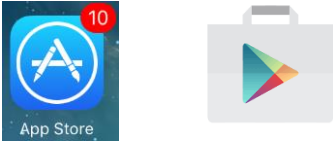


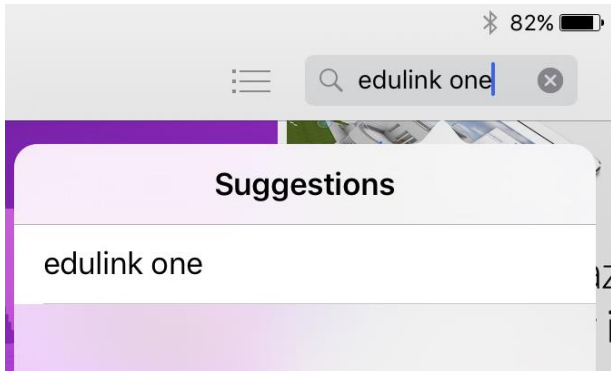
## EduLink One App for Parents

### **Downloading the App**


- 1) Go to the App Store (Apple) or Play Store (Android) and download the EduLink One app.



- 2) Search for the App




- 3) Download and install the App as you would normally install Apps on your device e.g. as for Apple device below

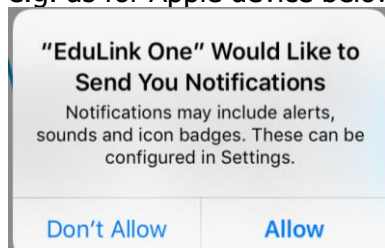


### **Logging into the App**

- 1) Launch the App



- 2) You will be prompted to allow notifications. Please accept and allow notifications from the App e.g. as for Apple device below

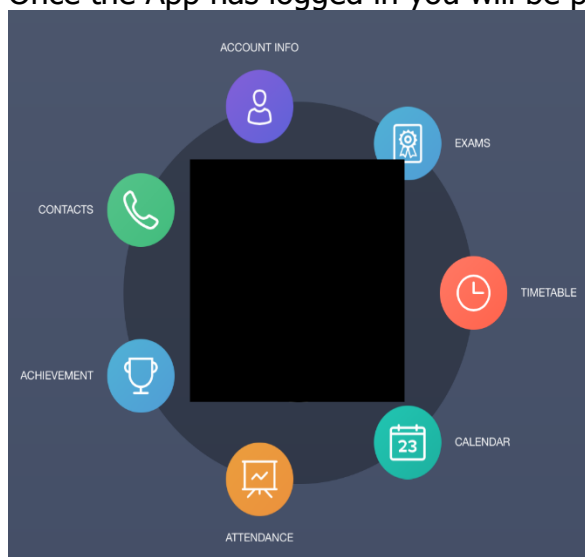


- 3) Enter the School ID 'roundwood' and your VLE Username/Password as provided.

A screenshot of the app's login screen. It has a dark blue background. At the top, it says "SCHOOL ID" followed by a text input field containing "roundwood". Below that is a "USERNAME" field with a blacked-out password. Underneath is a "PASSWORD" field, also with a blacked-out password. There is a "REMEMBER ME?" checkbox which is checked. At the bottom, there is a large orange "LOG IN" button.

## Using the App

- 1) Once the App has logged in you will be presented with the following screen



- 2) Clicking on any of the roundels will bring up that particular section of the App
- **Exams** – Will show the student's exam timetable, exam entries & exam results
  - **Timetable** – Will show the student's current timetable
  - **Attendance** – Will show Statutory Attendance and per lesson attendance
  - **Achievement** – Will show Achievement Points
  - **Behaviour** – Will show Behaviour Points

For any issues concerning accessing data via the App please send an email to [helpdesk@roundwoodpark.co.uk](mailto:helpdesk@roundwoodpark.co.uk) and one of the IT Support team will get back to you.