



A guide to your new  
Pearson BTEC Nationals in  
**Health and  
Social Care**



## Students apply learning through a range of practical experiences, individual assignments and formal assessments

BTEC Nationals use a combination of assessment styles to give you confidence they can apply their knowledge to succeed in the workplace – and have the study skills to continue learning on higher education courses and throughout their career.

**Assignments:** Set and marked by teachers; verified by Pearson. Still the main form of assessment for all BTEC Nationals.

**Tasks:** provide students with work-based challenges in timed, realistic work conditions.

**Written exams:** Students create written answers to practical questions in exam conditions.

### BTEC Health and Social Care Students...






<b>Extended Certificate (360 GLH)</b>	
Equivalent in size to 1 A-level	
Applied General Qualification*	
<b>TOTAL: 4 UNITS</b>	
<b>3 MANDATORY UNITS</b>	
1. Human lifespan Development (90 GLH)	
2. Working in Health and Social Care (120 GLH)	
5. Meeting Individual Care and Support Needs (90 GLH)	
<b>1 OPTIONAL UNIT</b>	

## Types of assessment

Assignment – Set and marked internally
Task – Set and marked by Pearson
Written exam – Set and marked by Pearson

## Mandatory unit types

 Mandatory Unit that must be passed
 Mandatory Synoptic Unit
 Must achieve at least 2 of the total units


## Extended Certificate (360 GLH)



QAN	601/7197/2
Equivalent in size to	1 A Level
Total number of Units	4
Aim	To give a broad overview of the Health and Social Care sector; forming part of a programme of study including other courses e.g. BTEC Nationals or A levels.
Progression to	Further study at level 3, higher education or training in health and social care or a related sector.
Optional unit choices	6. Work Experience in Health and Social Care 10. Sociological perspectives 11. Psychological perspective 12. Supporting Individuals with Additional needs 14. Physiological Disorders and their Care

### 3 MANDATORY UNITS

**Mandatory Units –**  
Learners complete and achieve all units

1. Human lifespan Development (90 GLH) 

2. Working in Health and Social Care (120 GLH) 

5. Meeting Individual Care and Support Needs (90 GLH)  

**Learners complete  
1 Optional Unit**

### Progress to Employment

Your Extended Diploma could help you gain entry into careers like:

- Radiography
- Midwifery and nursing
- Paramedic science
- Podiatry
- Healthcare science
- NHS Practitioner Training Programme.

### Progress to Higher Education

You can use an Extended Diploma to progress onto a degree in:

- BSc (Hons) in Nursing
- BA (Hons) in Social Work
- BSc (Hons) in Physiotherapy
- BSc (Hons) in Occupational Therapy
- BSc (Hons) in Speech Therapy
- BA (Hons) in Health and Social Care



HOME

The same teaching and assessment style you know and love  
 In units assessed by assignments, the teaching team create an assignment brief for students to carry out set tasks and create evidence to work-related scenarios. Assignments can include research, projects, investigations, fieldwork, and experiments, and often link theory with practical exercises.

## Assignments

All internal assessment is quality assured through a combination of internal verification (carried out by the centre) and external verification (sampling) which is carried out annually to ensure all centres are assessing consistently to the national standard. We complete the mandatory unit 5 and an optional unit.

**Unit 5: Enquiries into current research in health and social care.** Involves a two-part task where students are provided with a choice of two articles to research. In part B students use their research to complete a written task. The purpose of the assessment is to test students' understanding of research methods and the impact of findings on the industry.

Frequency: Twice yearly

First window: Summer 2018

**Assignments**

**Set and marked by:**  
Centre (school, college or training provider)

**Verified by:**  
Pearson

**What's involved**  
Students complete a series of tasks set in a work-related scenario which you can tailor to local industry needs.

**What's the result?**  
Your students generate authentic evidence, drawing on their knowledge and skills to complete a practical project over a period of time, working either individually or in a team.

**Unit 1: Human life span development.**  
**1 hour 30 minute exam.**  
Students work through questions that assess the understanding of growth and development through the human life span.

Frequency: Twice yearly

First window: Summer 2017

**Unit 2: Working in health and social care.**  
**1 hour and 30 minute exam.**  
The exam is divided into four sections, based on a short scenario relating to an individual with health and social care needs.

Frequency: Twice yearly

First window: Summer 2017

## Tasks & Written Exams

Students demonstrate their skills and knowledge in a real-life scenario they are likely to encounter in the workplace. As a school we decide when in a given window the assessments take place, helping to ensure they take place at the most convenient time for our students.

Written exams take a practical approach to testing essential knowledge in test conditions.