




A-level Fine Art Super-Curriculum



Read 	Do 	Find 
<p>Read articles in art publications and make notes. There are lots of old art and design magazines in the department. Tell the class or teachers what you have read.</p>	<p>Do a series of quick sketches of a person or animal without expecting them to keep still. Adapt and work over your drawing if they move.</p>	<p>Based on the novel you have read linked to an artist, research the work of that artist, eg Picasso's Geurnica, Vermeer's Girl with Pearl Earring, Babara Hepworth's sculptures</p>
<p>Read a novel which is linked to an artist and write a review. eg Geurnica, Girl with Pearl Earring, Notes from an Exhibition.</p>	<p>Do 15 minutes of drawing from life every day. You can follow a theme or do random objects. Your drawings can be quite small.</p>	<p>Watch an episode of Fake or Fortune. Find out about the different forensic methods used in the research and restoration of a piece of artwork.</p>
<p>Read about the history of art and add to your timeline that you have done as bridging work.</p>	<p>Look at the work of an artist who creates large sculptures or installations. Create your own personal work which has been inspired by your research. eg: Andy Goldsorthy, Dale Chihuly, Tracy Emin, Louise Bourgoise.</p>	<p>Get in touch with an ex student who has studied an art degree. Or go to the 'New Designers' Exhibition' in June/July and communicate with the exhibitors. Find out about their courses and subsequent employment.</p>
<p>Choose a current exhibition. Read reviews and information about it in newspapers and the gallery website. Research the artist/s. Visit the exhibition and write your own review in the same style as what you have read.</p>	<p>Follow the courses for art and design on the Oak National Academy https://classroom.thenational.academy/subjects-by-key-stage/key-stage-4/subjects/art</p>	<p>Visit the following gallery websites and take part in an event, workshop or talk. https://www.ftmlondon.org/what-s-on/workshops/ https://www.tate.org.uk/whats-on https://www.vam.ac.uk/info/young-people https://www.npg.org.uk/whatson/exhibitions/bp-portrait-award-next-generation/next-gen-home/ https://www.npg.org.uk/learning/young-people/ https://www.nationalgallery.org.uk/events/young-people</p>
<p>Read about the principles of composition. Make notes and responses to show your understanding. Refer to the Eye Witness book on composition. Other themes could be colour theory or perspective.</p>	<p>Create a small sketchbook of 'samples' of experiments with different media and techniques. Each page should be like a piece of abstract art which explores texture, tone, special effects. Some of these might explore mixed media or other techniques.</p>	<p>Look at the information on the ARTiculation Prize. Watch some of the entrants' speeches and create your own presentation. You could present this to the class or a wider audience and consider entering the competition. https://www.articulation.org.uk/</p>