




Year 8 Art Super-Curriculum



Read 	Do 	Find 
Read: 'Through Artists' Eyes' series - 'The Living World' or 'Science and Technology'.'	Do a drawing a day challenge for a month.	Find out about how the face changes as we get older. Look at how the proportions and positioning of features change. Show this in your sketchbook.
Read: 'What Makes a Van Gogh a Van Gogh' or other books in this series.	Practise drawing portraits, face features or figures. Look for Youtube tutorials or books but also draw from life.	Create three mind maps of what you think Art, Craft and Design mean. Find out what jobs there are linked to these three categories and add them to your mindmap. Try to find jobs which surprise you. This website will help you. https://discovercreative.careers/#/
Read: 'Artists in Profile- Expressionists'.	Do a piece of origami once a week to reflect something you have seen, done, visited. Then photograph it in an appropriate setting.	Look at this website out what people say about their careers in the arts. Choose a few which appeal to you and say what you like about them. https://creativejourneyuk.com /
Read; 'How to draw Manga - Male Figures in Action' Follow the instructions to create your own figures.	Create a storyboard for a book or poem you have read. Look for books on comic strips or storyboarding for ideas of presentation and layout.	Find out about the skeletal structure of the body and how this has helped artists to draw people or create sculptures of people. Research anatomy for the artist.
Read a review on a current exhibition.	Design a costume or headdress for a carnival or theatrical performance. Consider what materials you could use. It could be fabric but equally, you could make it out of newspaper.	Find a piece of art, photography or sculpture which shows the figure in movement. How have they achieved this effect? Explain techniques that have been used to capture movement, speed, rhythm etc. of a person.