

Roundwood Park School



KS5 BTEC Information Technology (Pearson)

The objectives of this qualification are to give learners the opportunity to:

- Develop their knowledge and skills in IT systems, systems management and social media in business.
- To progress to further study in the IT sector or other sectors.
- Allow progression to a variety of degrees, when combined with other suitable Level 3 qualifications

Learners will study three mandatory units:

- Unit 1: Information Technology Systems (synoptic)
- Unit 2: Creating Systems to Manage Information
- Unit 3: Using Social Media in Business.

This qualification includes the optional unit: Unit 6: Website Development.

This qualification will enable students to develop their understanding and creativity in a number of different disciplines. **Unit 1** will allow students:

- To be aware of and fully understand the implications and actions of using Information Technology systems within the modern world
- and how they are applied to a variety of situations, both within the working environment as well as the home/leisure setting.
- They will look at how computer technology has an impact on working and learning as well as the knock-on effects on society and individuals.
- Students will also develop their understanding of the infrastructure behind the technology and how this has developed over the years and the profound implications it has had on countries and different geographical areas in the world.
- Students will discover the importance of security and how it is applied to data both on an individual level and on a national level.
- Combined with aspects of Cyber security, students will gain a wider appreciation of how and why data security is vital in our connected world.

Along with all aspects of IT systems, students will get 'hands on' experience using relational database software and how they are created in **Unit 2**.

Students will:

- develop a firm understanding in database technology and theory to create and manage their own database structures.

Students will also experience how to create a social media campaign and apply it to a product or service in **Unit 3**. Students will:

- Carry out an extensive piece of research that they will undertake in order to understand how and why SM platforms are used in a business environment
- Using their research, students will develop their own marketing strategy and apply it to their given client.
- They will evaluate and modify their plans to suit the needs of their client

This work will go hand in hand with another practical element which looks at how websites are developed for a client. In **Unit 6**, once again, students will:

- undertake research into the various aspects of website design
- use this acquired knowledge to develop their own website for a specific client.
- Students will design and develop their website in consultation with their client and take on board any changes that will be needed based on the clients' needs.

Rationale











This plan is based on:

- Previous learning that students have undertaken at KS4 (BTEC DIT or Computer Science)
- To provide an engaging IT based qualification for students to develop their skills for work or further education
- To provide a wider access to students without prior IT or Computer Science qualifications
- Providing an optional unit that build upon each other in scope and challenge
- Using the knowledge and experience of staff within the department to deliver successful outcomes

In the BTEC National units there are opportunities during the teaching and learning phase to give learners practice in developing employability skills including:

- **cognitive and problem-solving skills:** use critical thinking, approach non-routine problems applying expert and creative solutions, use systems and technology
- **intrapersonal skills:** communicating, working collaboratively, negotiating and influencing, self-presentation
- **interpersonal skills:** self-management, adaptability and resilience, self-monitoring and development.

BTEC Super-Curricular

 <p>Complete this Quiz which tests you on the business news and events of the week</p> <p>Biz Quiz Tutor2U – you will need to scroll to latest quiz</p>	 <p>Listen to this radio programme about how the marketing industry uses our sense of guilt to influence what we buy.</p> <p>Marketing: The Power of Shame BBC Sounds</p>	 <p>Read articles about business in a challenging publication (Some currently free)</p> <p>The Economist Business section The Economist</p>	 <p>Watch this talk which explores how targeting gender fails to drive businesses forward.</p> <p>Why gender-based marketing is bad for business TED Talk – Gaby Barrios</p>
 <p>Listen to this podcast series from Business teachers about topics you study at ALevel and BTEC</p> <p>Business as Usual Podcast Business as Usual Team</p>	 <p>Watch this documentary which explores the impacts on a factory when it is reopened by a Chinese company (Needs subscription or free trial)</p> <p>The American Factory Netflix</p>	 <p>Listen to an Audiobook Biography about an entrepreneur (Audible currently offering free trial)</p> <p>Audible Business Leaders Biographies Various Authors</p>	 <p>Watch this talk from a successful start-up founder, where he explains the surprising result of his research.</p> <p>The single biggest reason why start-ups succeed TED Talk – Bill Gross</p>
 <p>Watch this video and read the information on how to avoid plagiarism</p> <p>Avoiding plagiarism Raimo Streefkerk</p>	 <p>Download this software for recording sources online and citing them in word</p> <p>Zotero Zotero</p>	<p>Suggestions to choose: Sophia Amoruso – Nasty Girl, Jack Ma – Alibaba, Mark Randolph – Netflix, Phil Knight – Nike and Anita Roddick – Body Shop.</p>	

Year / term	Unit of work: MHm	Unit of work: MHM	Assessment
Year 12 Autumn Term	Focus: Unit 1 – Information Technology Systems AO1 Demonstrate knowledge and understanding of information technology terms, standards, concepts and processes AO2 Apply knowledge and understanding of information technology terms, standards, concepts and processes AO3 Select and use information technologies and procedures to explore likely outcomes and find solutions to problems in context AO4 Analyse and evaluate information, technologies and procedures in order to recommend and justify solutions to IT problems AO5 Make connections between the application of technologies, procedures, outcomes and solutions to resolve IT problems	Focus: Unit 6 – Website Development <ul style="list-style-type: none"> ● Learning Aim A: Understand the principles of website development ● Learning Aim B: Design a website to meet client requirements ● Learning Aim C: Develop a website to meet client requirements 	Weekly interleaved learning and questioning.
			End of unit assessments / Examinations Weekly interleaved learning. End of unit assessments Unit 1
Super Curricular	Read: Pearson BTEC National Information Technology Unit 1; What is cyber security? (https://www.ncsc.gov.uk/section/about-ncsc/what-is-cyber-security) Watch: What is Cybersecurity and Why It is Important? (https://www.simplilearn.com/tutorials/cyber-security-tutorial/what-is-cyber-security) Research: Why has the 'cloud' become so important?	Read: Pearson BTEC National Information Technology Unit 6; How to Create a Website From Scratch https://bootcamp.berkeley.edu/blog/how-to-create-website-from-scratch-guide/) Watch: How to Make a Website in 10 mins - Simple & Easy (https://www.youtube.com/watch?v=YWA-xbsJrVg) ; Dreamweaver - Tutorial for Beginners (https://www.youtube.com/watch?v=csbEb1KnTQA) Research: What was the Arpanet?	

Year / term	Unit of work: MHm	Assessment
Year 12 Spring Term	Focus: Unit 6 – Website Development <ul style="list-style-type: none"> ● Learning Aim A: Understand the principles of website development ● Learning Aim B: Design a website to meet client requirements ● Learning Aim C: Develop a website to meet client requirements ● Review of all Learning Aims 	Weekly interleaved learning. End of Learning Aim assessment and feedback Unit 6 Exam Unit 1 January
Super Curricular	<p>Read: Pearson BTEC National Information Technology Unit 6; How to Create a Website From Scratch https://bootcamp.berkeley.edu/blog/how-to-create-website-from-scratch-guide/)</p> <p>Watch: How to Make a Website in 10 mins - Simple & Easy (https://www.youtube.com/watch?v=YWA-xbsJrVg) ; HTML Tutorial for Beginners (https://www.youtube.com/watch?v=qz0aGYrrlhU)</p> <p>Research: What is the Metaverse?</p>	

Year / term	Unit of work: MHm	Unit of work: MHm	Assessment
Year 12 Summer Term	Focus: Unit 3 – Social Media in Business <ul style="list-style-type: none"> Learning aim A: Explore the impact of social media on the ways in which businesses promote their products and services 		Weekly interleaved learning. End of Learning Aim assessment and feedback Unit 3 Re-sit opportunity Unit 1 exam
Super Curricular	Read: Pearson BTEC National Information Technology Unit 3; Social Media Marketing for Businesses (https://www.wordstream.com/social-media-marketing) Watch: Getting the Most out of Social Media (https://www.acs.org.uk/socialmedia) Research: What are the most popular social media networks?		

Year / term	Unit of work: MHm	Unit of work: MHm	Assessment
Year 13 Autumn Term	Focus: Unit 3 – Social Media in Business <ul style="list-style-type: none"> ● Learning aim B: Develop a plan to use social media in a business to meet requirements ● Learning aim C: Implement the use of social media in a business 	Focus: Unit 2 – Creating System to Manage Information <ul style="list-style-type: none"> ● A The purpose and structure of relational database management systems ● B Standard methods and techniques to design relational database solutions ● C Creating a relational database structure 	Weekly interleaved learning. End of unit assessments Unit 2 End of Learning Aim assessment and feedback Unit 3
Super Curricular	Read: Pearson BTEC National Information Technology Unit 3; Social Media Marketing for Businesses (https://www.wordstream.com/social-media-marketing) Watch: Getting the Most out of Social Media (https://www.acs.org.uk/socialmedia) ; Social media isn't bad: you're just using it wrong (https://www.youtube.com/watch?v=CxCsk-rvfTQ) Research: How many different social media networks are there?	Read Pearson BTEC National Information Technology Unit 2; What is a relational database? (https://www.ibm.com/topics/relational-databases) ; What is a Relational Database (RDBMS)? (https://www.oracle.com/uk/database/what-is-a-relational-database/) ; Watch: Learn how to design and plan a database for beginners (https://www.youtube.com/watch?v=ztHopE5Wnpc) ; Microsoft Access 2016 for Beginners: Creating a Database from Scratch (https://www.youtube.com/watch?v=FfmNqu0wP00) Research: How many things can you think of that are 'database driven'?	

Year / term	Unit of work: MHm	Unit of work: MHm	Assessment
Year 13 Spring Term	Focus: Unit 3 – Social Media in Business <ul style="list-style-type: none"> ● Learning aim C: Implement the use of social media in a business ● Review of all Learning Aims 	Focus: Unit 2 – Creating System to Manage Information <ul style="list-style-type: none"> ● D Evaluating a database development project 	Weekly interleaved learning. End of unit assessments Unit 2 End of Learning Aim assessment and feedback Unit 3 Unit 2 Controlled assessment January
Super Curricular	<p>Read: Pearson BTEC National Information Technology Unit 3; Social Media Marketing for Businesses (https://www.wordstream.com/social-media-marketing)</p> <p>Watch: Getting the Most out of Social Media (https://www.acs.org.uk/socialmedia); How NOT To Use Social Media For Business (https://www.youtube.com/watch?v=TtZ9l_ReJds)</p> <p>Research: Put a report together showing examples of poor social media use by businesses</p>	<p>Read Pearson BTEC National Information Technology Unit 2; What Is a Relational Database and How Does It Work? (https://www.coursera.org/articles/relational-database)</p> <p>Watch: Database Development (https://www.youtube.com/watch?v=Pu9TgTZ9Y5c)</p> <p>Research: Put a report help sheet together for a Year 7 student describing what a database is and how and where they are used</p>	

Year / term	Unit of work: MHm	Unit of work: Mhm	Assessment
Year 13 Summer Term	Focus – Any Resits for students	Focus – Any Resits for students	Unit 2 Controlled assessment Resit opportunity June