



# Year 11 Parents' Information Evening 2024



## Timeline for this evening:

**Introduction and revision advice – Mr Binks**

**Pastoral matters – Mrs Cunningham**

## Core subject support sessions :

- **English – Mrs Martin**
- **Science – Mr Hambridge**
- **Maths – Mrs Davies**



# Aims:

- To learn about general and core subject exam skills and techniques
- Signpost to revision guides and other resources
- Provide information & support about the mock exams



# How important are your mock exams?

**Post 16 providers will use your Mock Grades to decide whether you are likely to succeed on the courses you would like to study after your GCSEs.**

**Providers can only make you an offer if your predictions, following your Mocks meet the specific course Entry Criteria for the courses you have chosen**

- Roundwood offers vocational courses – these require a minimum predictions of a Grade 4 in English and Maths.
- Most of Roundwood's A level courses have minimum entry criteria of Grade 6 in your chosen subject (Grade 7 for Maths).
- **PLEASE look at the entry criteria to see the specifics on the school website. Some expect a minimum of a Grade 6 in English and/or Maths too. The 2025 prospectus and entry goes live at the end of Nov/Dec. It is normal for adjustments to be made each year.**



# General Entry Criteria to Sixth Form

- Students will need an average of **grade 4** predictions to join RPS Sixth Form
- Your **Average Point Score (APS)** determines which route you can choose:
- APS = 4+ (BTEC and Vocational Courses)
- APS = 4.5+ (Mixture of BTECs and A levels)
- APS = 5+ (A level route)

9-1 Grade	Points
9	9.0
8	8.0
7	7.0
6	6.0
5	5.0
4	4.0
3	3.0
2	2.0
1	1.0

**REVISING FOR MOCKS =  
greater choice and  
security Post 16**

*Add the point scores for each GCSE together and then divide by the number of GCSEs taken = Average Point Score*

# Support for Autumn Term



- **Core Skills Progress Report** recently issued (self-target setting begins this week)
- **Revision Timetables** - Support from Form Tutors with setting up from **Monday 7th October**
- Home learning to be revision only from **Monday 14th October**
- **Progress Report A** due after mocks.
- Mock results day **Friday 6th December**



# Support for Spring & Summer Term

- Progress of every student assessed after mock exams
- On-going monitoring and intervention will continue throughout
- Y11 Review meetings (invitation only) – date to be advised
- Post-16 Advice Evening – **Thursday 16th January 2025**
- Consultation evening - **Thursday 30th January 2025** (in school)
- After school and lunchtime support sessions – from **January 2025** (invite only)
- **Progress report B** due end of **March 2025** – final school report
- Exam skills workshops during the Easter Holidays
- Attendance & well-being carefully monitored





# Year 11 mock exams

*Students will study at home during these dates and are only required in school for their exam or to use a study room, if they wish*

**Wednesday 6<sup>th</sup> November to  
Friday 15<sup>th</sup> November**

*(Art/Textiles students - Mon/Tues 4th & 5th Nov)*

All students return to school on  
**Monday 18 November 2025**

# Mock exam timetables

- Individual student timetables will be sent out next week.
- Please direct any queries or concerns about the timetable to Mrs Panton, Exams Officer or the KS4 office



# Essential items for exams:

Clear pencil case


Black pen and spares

Pencil and spares

Rubber

Pencil sharpener

Ruler



## Dependent on exam:

Calculator (no cover or lid)

Protractor & compass

## Optional items:

Highlighter - to highlight text on question on paper only and **not** to be used on answer sheet



You must not have any of the following:

**Correcting pens, fluid or tape**

Erasable pens

**Highlighters or gel pens must not be used in your answers**

Scissors, glue sticks or sticky notes


**Do not bring tissues - put your hand up if you need one**


Smart devices of any kind (watches, phones)

**Earphones/Airpods**



# Preparing (and planning) for GCSEs is *vital* for success





**“How to do well in exams without preparation or studying is over there in the fiction section”**






What colour was the bus?

How many windows could you see on the bus?

What destinations were listed on the front of the bus?

What was the registration number of the bus?




"I've got a photographic memory, but everything's out of focus."



# Memory test

- Memorise this number sequence:

• 016618941920



# Memory test

- Memorise this number sequence:
- 0166 1894 1920
- 1066 1984 2019



# What does revision research say?

Popular

REALLY popular

	Revision Strategy	
The best – most effective		
Medium effective	Self-explanation	Explaining how new information is related to known information, or explaining steps taken during problem solving.
	Interleaved practice	Implementing a schedule of practice that mixes different kinds of problems, or a schedule of study that mixes different kinds of material, within a single study session.
	Summarization Writing	summaries (of various lengths) of to-be-learned texts.
	Highlighting	Marking potentially important portions of to-be-learned materials while reading.
Least effective	Keyword mnemonic	Using keywords and mental imagery to associate verbal materials
	Imagery use for text learning	Attempting to form mental images of text materials while reading or listening.
	Rereading	Restudying text material again after an initial reading





Do it!



“I’ve still got it all under control. I’m going to start my revision **PROPERLY** in the half term. I’ve still got time”

# REVISION TIMETABLE

	MON	TUE	WED	THU	FRI	SAT	SUN
	9AM - 11AM REVISE SUBJECT 1	9AM - 11AM REVISE SUBJECT 1	9AM - 11AM REVISE SUBJECT 1	9AM - 11AM REVISE SUBJECT 1	9AM - 11AM REVISE SUBJECT 1	10AM - 12PM REVISE SUBJECT 1	REST!
BREAK!	11:15AM - 1:15PM REVISE SUBJECT 2	11:15AM - 1:15PM REVISE SUBJECT 2	11:15AM - 1:15PM REVISE SUBJECT 2	11:15AM - 1:15PM REVISE SUBJECT 2	11:15AM - 1:15PM REVISE SUBJECT 2	12:45AM - 2:45PM REVISE SUBJECT 2	REST!
BREAK!						3PM - 5PM REVISE SUBJECT 3	REST!
						GO HAVE FUN	REST!

\* = revise if possible  
 // = no revision/break

*revision*

TIME	MON	TUES	WED	THURS	FRI	SAT	SUN
8:30-4:30	school	school	school	school	school	maths*	=
4:30-5:00	media	chemistry	media	maths	english	maths*	=
5:00-5:30	english	chemistry	media	maths	english	media	=
5:30-6:00	=	=	maths	english	media	=	=
6:00-6:30	english	english	=	=	chemistry	=	biology
6:30-7:00	maths	english	english	chemistry	=	*	media
7:00-7:30	=	=	physics	chemistry	=	*	=
7:30-8:00	=	biology	maths	maths	maths	=	=
8:00-8:30	maths	maths	maths	maths	maths	=	=
8:30-9:00	maths	=	=	=	=	=	=
9:00-9:30	=	maths	maths	maths	maths	=	=
9:30-10:00	biology	maths	maths	maths	maths	=	=



**GET ORGANISED!**


“I’m confused as to what I need to do. I work really hard, but then I don’t do well in my exams”

Poor metacognition =  
note reading (classic example)





If you are...



You are **NOT**  
revising!





## My revision checklist:

### Before I start my revision:

Check	tick
Remove distractions – phones, music, Table clear/ quiet?	
Do I have my resources ready?	
A timer/clock/pens/etc	

### My revision 'step by step'

Set a timer (especially for exam practice)
Retrieval on blank paper or exam question without looking at notes (timer)
Use notes/ mark scheme to check correct answers
Write down notes missed info (different colour) – Identify GAPS
Actively 'Do something' – test, speak, quiz yourself, talk it out, draw it
Same or similar question (timer) PRACTISE
Check answers – identify gaps again
Repeat the process



# Highly effective revision tool

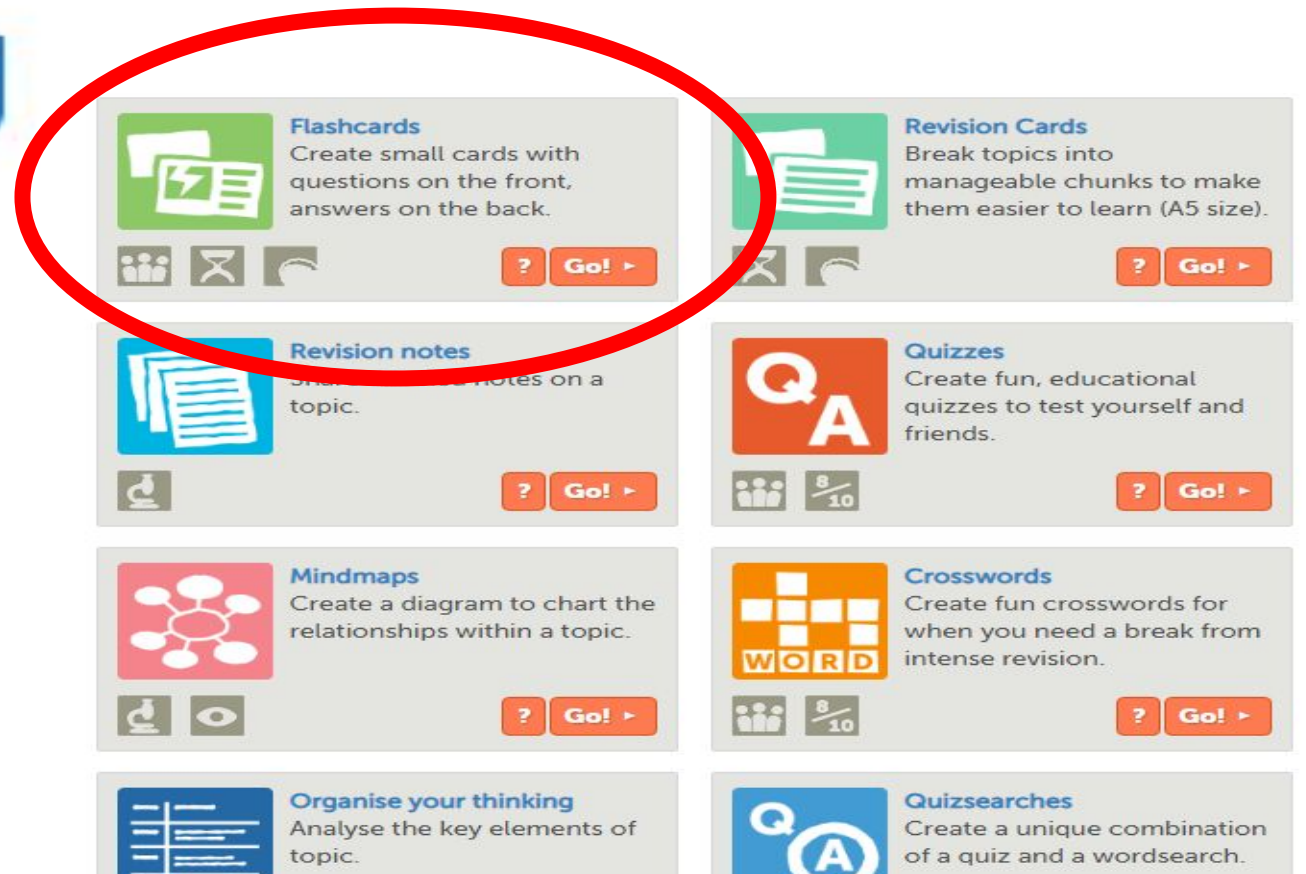
## Flashcards



# Do you want to make them online?

- <https://getrevising.co.uk/make>

**GetRevising**  
part of The Student Room

A screenshot of the GetRevising website's 'make' page, showing various revision tools. The 'Flashcards' option is highlighted with a red oval. Each tool card includes an icon, a title, a brief description, and a 'Go!' button with a question mark icon. The tools shown are: Flashcards (green icon), Revision Cards (green icon), Revision notes (blue icon), Quizzes (orange icon), Mindmaps (pink icon), Crosswords (orange icon), Organise your thinking (blue icon), and Quizsearches (blue icon).

**Flashcards**  
Create small cards with questions on the front, answers on the back.

**Revision Cards**  
Break topics into manageable chunks to make them easier to learn (A5 size).

**Revision notes**  
Share your notes on a topic.

**Quizzes**  
Create fun, educational quizzes to test yourself and friends.

**Mindmaps**  
Create a diagram to chart the relationships within a topic.

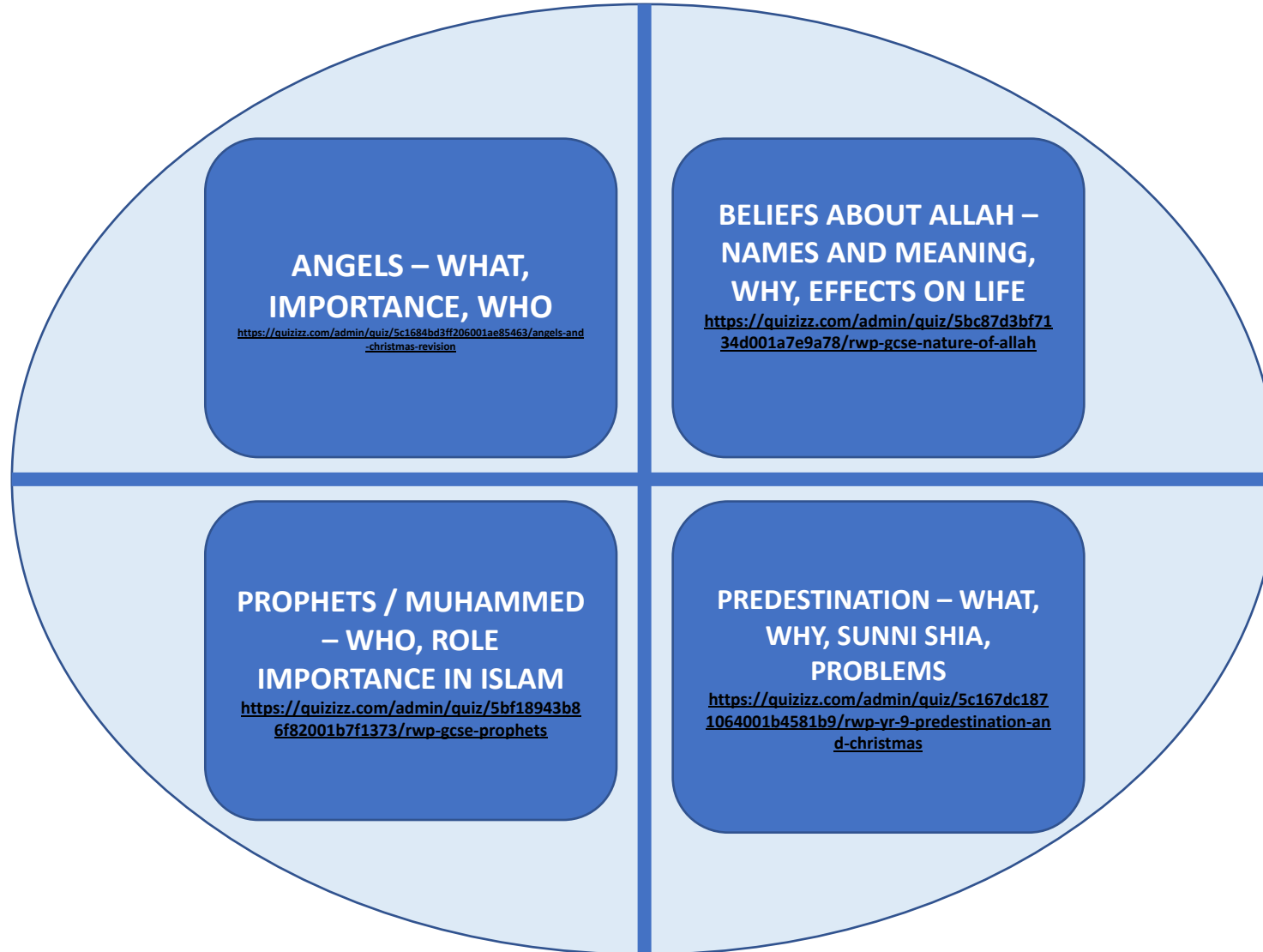
**Crosswords**  
Create fun crosswords for when you need a break from intense revision.

**Organise your thinking**  
Analyse the key elements of topic.

**Quizsearches**  
Create a unique combination of a quiz and a wordsearch.

## Divide the hour into 4 QUESTIONS ON...

Revision clock  
–  
15 mins per  
topic = flash  
cards and  
mind maps  
= online quiz  
to test



Revision.  
Just do it.







RE

MON

9AM - 11AM  
REVISE  
SUBJECT 1

BREAK!  
11:15AM -  
1:15PM  
REVISE  
SUBJECT 2  
BREAK!

# REVISION

Time	Mon	Tues	Wed	Thurs	Fri	Sat	Sun
9am-4pm	School	School	School	School	School	Free Time	Free Time
5pm-6pm	physics	Biology	chemistry	physics	Biology	Free Time	Free Time
6pm-7pm	chemistry	physics	Biology	chemistry	History	Art	Art
7pm-8pm	History	History	History	English	Maths	Art	Art
8pm-8:30pm	Biology	English	Maths	Biology	physics	Art	Art
8:30pm-9pm	English	Maths	physics	Maths	English	Free Time	Free Time
9pm-9:30pm	Maths	chemistry	English	History	chemistry	Free Time	Free Time

- school
- free time
- physics
- Biology
- Chemistry
- History
- Maths
- English
- Art

REVISION


TIME	MON	TUES
8:30-4:30	school	school
4:30-5:00	media	chemistry
5:00-5:30	english	chemistry
5:30-6:00	=	=
6:00-6:30	english	english
6:30-7:00	maths	english
7:00-7:30	=	=
7:30-8:00	=	=
8:00-8:30	maths	biology
8:30-9:00	maths	maths
9:00-9:30	=	=
9:30-10:00	biology	maths

GET ORGANISED!





Revision  
success



Exam  
joy



So there are  
**35** days until your  
first exam



But only  
**20** school days



# On GCSE results day who do you want to be?



# Remember...



- Attitudes and attendance play a crucial part in exam success - school target is 97%
- Enjoy your learning!
- Have a healthy balance between work and leisure activities
- Manage your stress: eat well, take regular breaks, exercise and get enough sleep
- Work hard - Year 11 does go quickly!



# Where next...

HOUSE	SESSION 1 (7:30pm)	SESSION 2 (7:45pm)	SESSION 3 (8pm)
<b>Cadbury, Frank and GT</b>	<b>English (Mrs Martin) Main hall</b>	<b>Science (Mr Hambridge) Canteen</b>	<b>Maths (Mrs Davies) Sixth form common room</b>
<b>Mandela and Owens</b>	<b>Science (Mr Hambridge) Canteen</b>	<b>Maths (Mrs Davies) Sixth form common room</b>	<b>English (Mrs Martin) Main hall</b>
<b>Scott and Wilberforce</b>	<b>Maths (Mrs Davies) Sixth form common room</b>	<b>English (Mrs Martin) Main hall</b>	<b>Science (Mr Hambridge) Canteen</b>





# Thank you

If you have any further queries, please email

Head of Year: [p.cunningham@roundwoodpark.co.uk](mailto:p.cunningham@roundwoodpark.co.uk)

Exams Officer: [exams@roundwoodpark.co.uk](mailto:exams@roundwoodpark.co.uk)





# Where next...

<b>HOUSE</b>	<b>SESSION 1 (7:30pm)</b>	<b>SESSION 2 (7:45pm)</b>	<b>SESSION 3 (8pm)</b>
<b>Cadbury, Frank and GT</b>	<b>English (Mrs Martin) Main hall</b>	<b>Science (Mr Hambridge) Canteen</b>	<b>Maths (Mrs Davies) Sixth form common room</b>
<b>Mandela and Owens</b>	<b>Science (Mr Hambridge) Canteen</b>	<b>Maths (Mrs Davies) Sixth form common room</b>	<b>English (Mrs Martin) Main hall</b>
<b>Scott and Wilberforce</b>	<b>Maths (Mrs Davies) Sixth form common room</b>	<b>English (Mrs Martin) Main hall</b>	<b>Science (Mr Hambridge) Canteen</b>

